



Assure[®] Brilliance

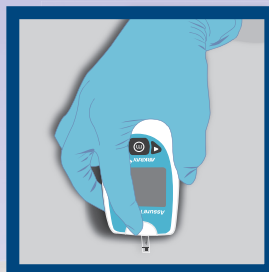
HOW TO CLEAN & DISINFECT YOUR BLOOD GLUCOSE METER

Option 1

Cleaning and disinfecting can be completed by using a commercially available EPA-registered disinfectant detergent or germicide wipe.

Many wipes act as both a cleaner and disinfectant. If blood is visibly present on the meter, two wipes must be used, one wipe to clean and a second wipe to disinfect.

Go to www.assureusa.com/general.html for a list of wipes that have been tested on ARKRAY blood glucose meters.



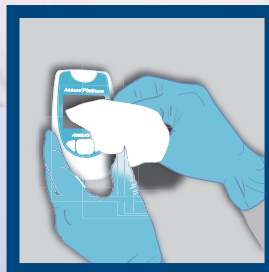
STEP 1:

Dispose of used test strip.



STEP 2:

Remove wipe from package or container. Follow instructions on package. If wipe is very wet, wring wipe slightly to discard excess liquid.




STEP 3:

Wipe down meter on front, back, and sides. DO NOT WRAP THE METER IN A WIPE. Take extreme care not to get liquid in the test strip and key code ports of the meter.

Option 2

To clean, wipe meter down with soap and water or isopropyl alcohol.

To disinfect, use a 1:10 concentration of sodium hypochlorite (bleach) solution.



STEP 4:

Let meter dry per wipe manufacturer's instructions. Dispose of wipe.

CONFIDENT DIABETES SOLUTIONS.

ARKRAY USA, Inc.

Minneapolis, MN 55439 USA
TEL 800.818.8877
FAX 952.646.3110
www.assureusa.com

P/N 6382-01
Rev 11/10